



ARUBA AP-92 & AP-93 ACCESS POINTS

The multifunction AP-92 and AP-93 are entry-level indoor 802.11n access points (APs) designed for low-density deployments in offices, hospitals, schools and retail stores. These compact, high-speed APs deliver wire-like performance at data rates up to 300 Mbps.

The AP-92 features a single 2x2 MIMO dual-band 2.4-GHz/5-GHz radio with external antennas while the AP-93 features the same radio with internal antennas. Both APs are built to provide years of trouble-free operation and are backed by a limited lifetime warranty.

Working with Aruba's line of centralized Mobility Controllers, the AP-92 and AP-93 deliver secure, high-speed network services that move users to a "wireless where possible, wired where necessary" network access model. The network can then be *rightsized* by eliminating unused Ethernet switch ports and thereby reducing operating costs.

802.11n enables the use of wireless as a primary connection with speed and reliability comparable to a wired LAN. It also increases performance by utilizing techniques such as channel bonding, block acknowledgement and MIMO radios. Advanced antenna technology also increases range and reliability.

The key to ensuring wire-like performance and reliability is Aruba's unique Adaptive Radio Management and spectrum analysis* capabilities, which manage the 2.4-GHz and 5-GHz radio bands to deliver maximum client performance while mitigating any RF interference.

The multifunction AP-92 and AP-93 can be configured through the Mobility Controller to provide WLAN access with part-time air monitoring, dedicated air monitoring for wireless IPS and spectrum analysis, Remote AP (RAP) functionality or secure enterprise mesh. The AP-92 and AP-93 each feature a 10/100/1000BASE-T Ethernet interface and can operate from standard 802.3af power-over-Ethernet (PoE) sources or a 12-volt DC power supply.



APPLICATION

- Entry-level indoor 802.11n single-radio, dual-band AP for low-density deployments in offices, hospitals, schools and retail stores.

OPERATING MODE

- 802.11a/b/g/n AP, air monitor (AM) and Remote AP (RAP)
- Spectrum monitor, AM and RAP
- AM and RAP
- RAP
- Secure enterprise mesh

RADIOS

- Software-configurable single radio capable of supporting 2.4 GHz or 5 GHz
- 802.11n capable, implementing 2x2 MIMO with 2 spatial streams, providing up to 300 Mbps data rate

RF MANAGEMENT

- Automatic transmit power and channel management control with auto coverage hole correction via Adaptive Radio Management (ARM)
- Spectrum analysis* remotely scans the 2.4-GHz and 5-GHz radio bands to identify sources of RF interference. This provides visibility into non-802.11 RF interference sources and their effect on 802.11 channel quality.

ADVANCED FEATURES

- Integrated RAP, secure enterprise mesh point or portal, wireless intrusion detection and prevention
- Integrated Trusted Platform Module (TPM) for secure storage of credentials and keys

WIRELESS RADIO SPECIFICATIONS

- AP type: Single radio, dual-band 802.11n indoor
- Supported frequency bands (country-specific restrictions apply):
 - 2.400 to 2.4835 GHz
 - 5.150 to 5.250 GHz
 - 5.250 to 5.350 GHz
 - 5.470 to 5.725 GHz
 - 5.725 to 5.850 GHz
- Available channels: Controller-managed, dependent upon configured regulatory domain
- Supported radio technologies:
 - 802.11b: Direct-sequence spread-spectrum (DSSS)
 - 802.11a/g/n: Orthogonal frequency division multiplexing (OFDM)
 - 802.11n: 2x2 MIMO with 2 spatial streams
- Supported modulation types:
 - 802.11b: BPSK, QPSK, CCK
 - 802.11a/g/n: BPSK, QPSK, 16-QAM, 64-QAM
- Transmit power: Configurable in increments of 0.5 dBm
- Maximum transmit power:
 - 2.4GHz: 23 dBm (limited by local regulatory requirements)
 - 5 GHz: 23 dBm (limited by local regulatory requirements)
- Maximum ratio combining (MRC) for improved receiver performance
- Association rates (Mbps):
 - 802.11b: 1, 2, 5.5, 11
 - 802.11a/g: 6, 9, 12, 18, 24, 36, 48, 54
 - 802.11n: MCS0 - MCS15 (6.5 Mbps - 300 Mbps)
- 802.11n high-throughput (HT) support: HT 20/40
- 802.11n packet aggregation: A-MPDU, A-MSDU

*Available Q3 2010

ARUBA AP-92 & AP-93 ACCESS POINTS

POWER

- 48 V DC 802.3af Power over Ethernet
- 12 V DC for external AC supplied power (adapter sold separately)
- Maximum power consumption: 10 watts

ANTENNA

- AP-93: integrated, omni-directional antenna elements (supporting up to 2x2 MIMO with spatial diversity)
 - 2.4 GHz/2.5 dBi
 - 5 GHz/5.8 dBi
- AP-93: dual, RP-SMA interfaces for external antenna support

INTERFACES

- Network:
 - 1 x 10/100/1000BASE-T Ethernet (RJ-45), auto-sensing link speed and MDI/MDX
- Power:
 - 1 x DC power connector
- Other:
 - 1 x RJ-45 serial console interface

MOUNTING

- Standard:
 - Tool-less ceiling tile rail (15/16")
- Optional mounting kit:
 - Wall mount adapter
 - Ceiling tile rail adapters (15/16" & 9/16" recessed or non-recessed)

MECHANICAL

- Dimensions / weight (unit):
 - 120 mm x 130 mm x 35 mm (4.7" x 5.1" x 1.4")
 - 375 g (13.2 oz)
- Dimensions / weight (shipping):
 - 180 mm x 155 mm x 45 mm (7.1" x 6.1" x 1.8")
 - 255 g (9 oz)

ENVIRONMENTAL

- Operating:
 - Temp: 0° C to 50° C (+32° F to +122° F)
 - Humidity: 5 to 95% non-condensing
- Storage and transportation temperature range:
 - Temp: -40° C to +70° C (-40° F to +158° F)

REGULATORY

- FCC/Industry of Canada
- R&TTE Directive 1995/5/EC
- EN 300 328
- EN 301 893
- CB Scheme Safety, cTUVus
- Korea KCC
- Mexico NOM/COFETEL
- UL2043 compliant
- CE Marked
- Low Voltage Directive 72/23/EEC
- EN 301 489
- UL/IEC/EN 60950
- Japan MIC/VCCI
- Brazil ANATEL
- China SRRC/CCC
- AS/NZS 4260, 4771, 3548

For more country-specific regulatory information, and approvals, please see your Aruba representative.

CERTIFICATIONS

- Wi-Fi certified 802.11a/b/g/n

WARRANTY

- Limited lifetime warranty



ORDERING INFORMATION

Part number	Description
AP-92	Aruba 92 AP (802.11a/n or 802.11b/g/n: antenna connectors)
AP-93	Aruba 93 AP (802.11a/n or 802.11b/g/n: integrated antenna)
AP-AC-UN	Aruba 12 V DC Universal AC Power Adapter Kit - North America, Japan, United Kingdom, Italy, EC (Europlug), Australia, China, India, Korea
AP-90-MNT	Aruba 90 Series Access Point Mounting Kit



ARUBA AP-92 AND AP-93 ACCESS POINTS



RF PERFORMANCE TABLE

	Max TX power per active TX chain (dBm)	RX Sensitivity (dBm)	Max TX power per active TX chain (dBm)	RX Sensitivity (dBm)
	2.4 GHz		5 GHz	
802.11b				
1Mbps	20	-96		
2Mbps	20	-96		
5.5Mbps	20	-94		
11Mbps	20	-93		
802.11a/g				
6Mbps	20	-96	20	-96
9Mbps	20	-96	20	-96
12Mbps	20	-96	20	-96
18Mbps	20	-95	20	-95
24Mbps	20	-92	20	-91
36Mbps	19	-89	19	-88
48Mbps	18	-85	18	-84
54Mbps	17	-83	17	-83
802.11n HT20				
MCS0	20	-96	20	-96
MCS1	20	-95	20	-94
MCS2	20	-93	20	-92
MCS3	20	-90	20	-89
MCS4	19	-87	19	-86
MCS5	18	-82	18	-82
MCS6	17	-81	17	-80
MCS7	15	-80	15	-79
MCS8	20	-95	20	-95
MCS9	20	-93	20	-92
MCS10	20	-91	20	-90
MCS11	20	-87	20	-87
MCS12	19	-84	19	-84
MCS13	18	-81	18	-80
MCS14	17	-80	17	-78
MCS15	15	-77	15	-77
802.11n HT40				
MCS0	20	-93	20	-92
MCS1	20	-93	20	-92
MCS2	20	-90	20	-89
MCS3	20	-86	20	-86
MCS4	19	-83	19	-83
MCS5	18	-79	18	-80
MCS6	17	-77	17	-77
MCS7	15	-76	15	-76
MCS8	20	-92	20	-92
MCS9	20	-89	20	-90
MCS10	20	-87	20	-87
MCS11	20	-84	20	-84
MCS12	19	-82	19	-81
MCS13	18	-76	18	-77
MCS14	17	-76	17	-75
MCS15	15	-73	15	-73

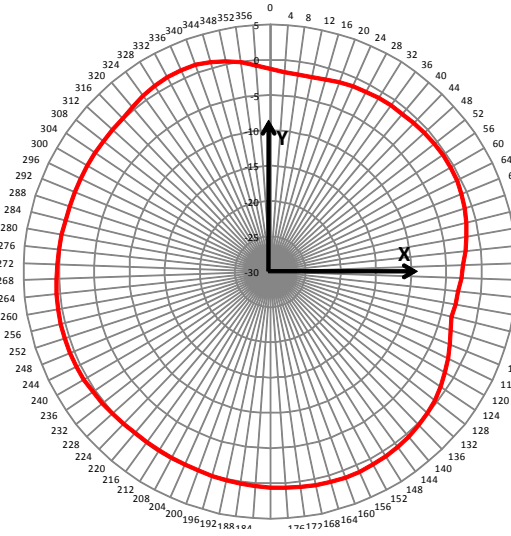
Maximum capability of the hardware provided. Maximum transmit power will be limited by local regulatory settings.

ARUBA AP-92 AND AP-93 ACCESS POINTS

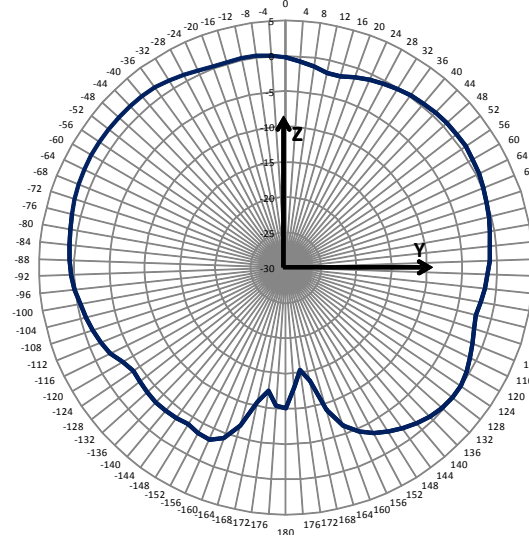
ANTENNA PLOTS



2.45 GHz

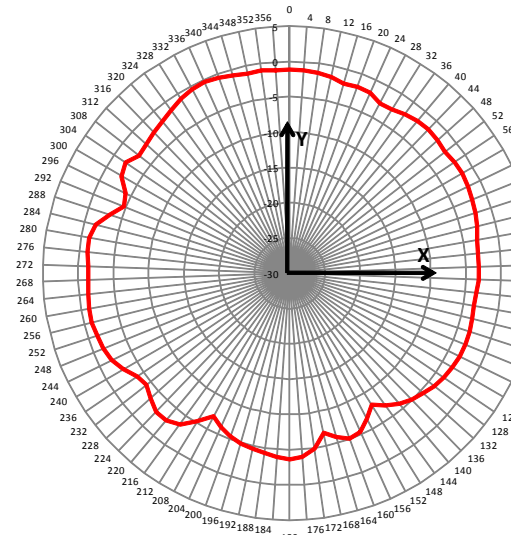


H-Plane

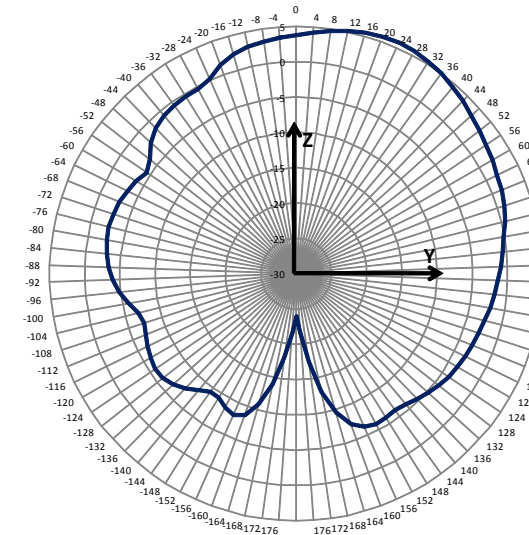


E-Plane

5.5 GHz



H-Plane



E-Plane



[WWW.ARUBANETWORKS.COM](http://www.arubanetworks.com) | 1344 Crossman Avenue, Sunnyvale, CA 94089
 1-866-55-ARUBA | Tel. +1 408.227.4500 | Fax. +1 408.227.4550 | info@arubanetworks.com